

## Product Description

3M™ DI-NOC™ Architectural Finishes EX Series for exteriors are durable, dimensionally stable, and weather resistant surface finishes for exterior applications. These decorative surface finishes offer the warmth of wood grain, sleek feel of metal, cool essence of natural stone and pure colors. They can be applied directly on smooth, non-porous application surfaces, such as aluminum, galvanized steel, and painted metal. DI-NOC EX Series is designed to maintain consistent finish and color, despite UV exposure and other conditions.

### Featured Benefits of DI-NOC EX Series Architectural Finishes

- Applications - Ideal for façades, window frames, doors, columns, walls and more.
- Application Surfaces - Recommended for metal and other smooth, non-porous exterior application surfaces. Not recommended for complex curved (3D) surfaces.
- Aesthetics - Realistic appearance of natural materials and other types of surfaces, without the weight.
- Remodel and Reuse - Shortens refurbishment downtime, and brings entirely new designs to existing exterior elements.
- Easy Application - 3M™ Comply™ Adhesive technology virtually eliminates bubbles, simplifying and speeding application.
- Expected Performance Life is 7 to 16 years for outdoor, vertical applications, depending on the climate (see Warranty).

## Product Characteristics

The values in these tables are typical, and are based on test data deemed reliable but are not warranted.

Characteristic		Value
Material	Film	Vinyl-based
	Adhesive	Pressure-sensitive acrylic, permanent
	Release Liner	Silicone-coated poly paper
Thickness	Film + Adhesive	8 mils (200 microns) nominal, not including release liner Some designs vary slightly in thickness due to embossing
	Release Liner	6.2 mils (157 microns)
Maximum Roll Size		48 in. X 164 ft. (1,220 mm x 50 m)
Maximum Weight		55 lb. (25 kg) (approx.) for a 164 ft. (50 m) roll

### IMPORTANT NOTE

Please refer to the 3M™ DI-NOC™ Installation Guide for additional information.

# 3M™ DI-NOC™ Architectural Finishes EX Series

## Product Line - 3M™ DI-NOC™ EX Series Designs

The following exterior designs are available with a minimum order quantity of 1 roll. Additional DI-NOC EX designs are available by special order (See “Special Order 3M™ DI-NOC™ EX Series Designs” on page 3). Please contact the 3M Help Center at 1-888-364-3577 for assistance.

Fine Wood	Woodgrain	Metallic	Single Color	Stone, Abstract, Leather
FW-233EX	WG-657EX	PA-038EX	PS-090EX	AE-1632EX
FW-236EX	WG-695EX	PA-039EX	PS-957EX	AE-1634EX
FW-324EX	WG-960EX	PA-181EX	PS-959EX	AE-1635EX
FW-330EX	WG-1044EX	PA-187EX	PS-976EX	
FW-522EX	WG-1140EX	PA-389EX		ST-442EX
FW-609EX	WG-1143EX	PA-390EX		ST-736EX
FW-618EX	WG-1144EX			
FW-625EX	WG-7024EX	ME-001EX		FA-1530EX
FW-627EX		ME-002EX		
FW-640EX		ME-003EX		LE-703EX
FW-643EX		ME-004EX		
FW-650EX		ME-007EX		
FW-651EX				
FW-887EX				
FW-1022EX				
FW-1023EX				
FW-1113EX				
FW-1122EX				
FW-1123EX				
FW-1124EX				
FW-1129EX				
FW-1214EX				
FW-1801EX				
FW-1805EX				
FW-7006EX				
FW-7008EX				
FW-7011EX				

# 3M™ DI-NOC™ Architectural Finishes EX Series

## Special Order 3M™ DI-NOC™ EX Series Designs

The following exterior designs are available by special order only, with a minimum quantity of 6 rolls. Please contact your local sales representative or the 3M Help Center at 1-888-364-3577 for assistance.

Fine Wood	Woodgrain	Metallic	Single Color	Stone, Abstract, Leather
FW-232EX	WG-408EX	CH-1629EX	PS-022EX	FA-592EX
FW-240EX	WG-410EX	_____	PS-027EX	FA-688EX
FW-332EX	WG-416EX	FE-801EX	PS-031 EX	FA-690EX
FW-334EX	WG-417EX	_____	PS-034EX	FA-1094EX
FW-338EX	WG-428EX	ME-431EX	PS-042EX	_____
FW-606HEX	WG-624EX	ME-904EX	PS-048EX	LE-783EX
FW-607HEX	WG-629EX	ME-1225EX	PS-073EX	
FW-608HEX	WG-658EX	_____	PS-074EX	
FW-619EX	WG-659EX	PA-036EX	PS-075EX	
FW-641EX	WG-664EX	PA-046EX	PS-091EX	
FW-648EX	WG-693EX	PA-175EX	PS-093EX	
FW-649EX	WG-697EX	PA-180EX	PS-096EX	
FW-655EX	WG-831EX	PA-185EX	PS-107EX	
FW-677EX	WG-855EX	PA-320EX	PS-110EX	
FW-791EX	WG-856EX	PA-390EX	PS-112EX	
FW-886EX	WG-857EX		PS-116EX	
FW-1036EX	WG-865EX		PS-151EX	
FW-1037EX	WG-940EX		PS-281EX	
FW-1039HEX	WG-941EX		PS-292EX	
FW-1040HEX	WG-943EX		PS-293EX	
FW-1121HEX	WG-962EX		PS-294EX	
FW-1126EX	WG-964EX		PS-504EX	
FW-1130HEX	WG-1050EX		PS-665EX	
FW-1133EX	WG-1057EX		PS-668EX	
FW-1134EX	WG-1063EX		PS-719EX	
FW-1137EX	WG-1066EX		PS-885EX	
FW-1331EX	WG-1070EX		PS-948EX	
FW-7009EX	WG-1142EX		PS-949EX	
FW-7013EX	WG-1147EX		PS-950EX	
FW-7014EX	WG-1196EX		PS-952EX	
FW-7015EX	WG-1812EX		PS-954EX	
FW-7016EX	WG-1814EX		PS-955EX	
	WG-1815EX		PS-971EX	
	WG-1818EX		PS-975EX	
	WG-7022EX		PS-982EX	
	WG-7023EX		PS-992EX	
	WG-7029EX		PS-1005EX	
			PS-1010EX	
			PS-1183EX	
			PS-1184EX	
			PS-1437EX	
			PS-1438EX	
			PS-1439EX	
			PS-1440EX	
			PS-1441EX	
			PS-1442EX	
			PS-1444EX	
			PS-1446EX	
			PS-1447EX	
			PS-1448EX	

## Product Performance

The values in these tables are typical, and are based on test data deemed reliable but are not warranted.

Characteristic	Evaluation	Results
<b>Dimensional Stability*</b>	4 in. x 4 in. (100mm x 100mm) crosscut in film, after 48 hours at 150°F (65°C).	Largest gap: < 0.01 in. (0.3mm)
<b>Heat Resistance*</b>	Aged at 150°F (65°C) for 30 days.	No delamination
<b>Thermal Cycle Resistance*</b>	Cycled between -22°F and 176°F (-30°C and 80°C) for 12 days.	No delamination
<b>Moisture Resistance*</b>	Aged at 104°F (40°C), 95% humidity for 30 days.	No delamination or visible change
<b>Cold Impact Resistance*</b>	2 lb. (907g) weight dropped from 5 in. (12.7cm) height, at 32°F (0°C) using a Gardner Impact Tester.	No cracks in film
<b>Ultraviolet Light Exposure</b>	Exposed to XENON accelerated UV light for 1000 hours	No visible change
<b>Wear Resistance</b>	Taber® CS-17 Abrasion wheel: 1 Kg loading weight, 3000 cycles	No wear-through of surface finish
<b>Fire Resistance</b>	When used in Interior Applications as defined by NFPA 101 "Life Safety Code", Test Method ASTM E84	Class B

\* Product applied to an aluminum plate

## Stain Resistance

Contaminant was in contact with the film surface for 24 hours and then removed using water. Water with mild detergent or isopropyl alcohol may be used for more difficult stains. Results may vary.

Contaminant	Results
Coffee	●
Tea	●
Cola	●
Milk	●
Red Wine	●
Tabasco	●
Ketchup	●
Soy Sauce	●
Cooking Oil	●
Vinegar	●
Salt Water (1%)	●
Soap solution (1%)	●
Ammonia Solution (10%)	●
Oxygenated Water (3%)	●
Citrate Solution (10%)	●
Ethyl Alcohol (50%)	●

● Removed with water

## Resistance to Solvents, Cleaners, and other Chemicals

Film was applied to an aluminum plate, left for 72 hours, then immersed in the following chemicals:

Classification	Solvent	Immersion Time	Result
<b>Water</b>	Water	24 hours	No visible change
<b>Acid</b>	Chloride (10%)	24 hours	No visible change
	Hydrogen Peroxide	72 hours	No visible change
<b>Base (Alkali)</b>	Sodium Hydroxide (10%)	24 hours	No visible change
<b>Alcohol</b>	Ethanol	24 hours	No visible change
	Isopropyl Alcohol	72 hours	No visible change
<b>Ester</b>	Ethyl Acetate	5 minutes	Deterioration observed
<b>Ketone</b>	Methyl Ethyl Ketone	5 minutes	Deterioration observed
	Acetone	72 hours	Deterioration observed
<b>Aromatic</b>	Toluene	5 minutes	Deterioration observed

## Product Use

The user is solely responsible for evaluating and determining whether these 3M Products are suitable and appropriate for any particular use or manufacturing process in which they may be used.

### Consider These Factors in Determining the Suitability of the Product

Be sure you understand the unique characteristics of these Products and consider them in determining whether the Product is suitable for your use. Please refer to the 3M™ DI-NOC™ EX Series Installation Guide for additional information.

- Substrate texture affects Product adhesion and application ease.
  - Unless the substrate is very smooth, its texture may be visible through the Product.
  - Compounds used to smooth a textured substrate permanently change that substrate.
  - Product removal may damage the substrate or its finish.
- Application surface conditions affect Product adhesion.
  - Ensure that the existing paint, surface finish, or wall covering has excellent bond to the substrate area where the Product will be applied.
  - Repair, prime and paint the substrate, as needed.
  - An adhesion promoter may be required to increase Product adhesion.
- Human and environmental conditions
  - Application temperature in recommended range
  - Unsealed substrates in front of water sources.
  - People or equipment that will be in contact with the Product.
- The Product may contain a splice. The location of the splices is marked with a tab along the edge of the Product. The installer will need to determine the impact of the splice and work around it to make the best use of the material layout.

### Factors That Affect Performance Life

The actual performance life of the Product is affected by:

- selection, condition and preparation of the application surface.
- application surface texture.
- application technique.
- angle and direction of sun exposure.
- environmental conditions.
- cleaning or maintenance methods.

## Considerations for Design Selection by Product Series

See the 3M™ DI-NOC™ Technical Datasheet for information on the Product Series for the selected design. See the 3M™ DI-NOC™ Installation Guide for additional installation information.

## Application and Removal Guidelines

The values in these tables are typical, and are based on test data deemed reliable but are not warranted. See the 3M™ DI-NOC™ Installation Guide for additional information.

Characteristic	Value
Application Surface Type	Smooth, flat, hard, non-porous (sealed) vertical surfaces except for 3-dimensional surfaces and deep channels.
Application Location	Exterior
Application Temperature	54°F - 100°F (12°C - 38°C) air and application surface
Application Method	Dry application
Product Removal	Heat at 176°-212°F (80°-100°C)

## Adhesion Compatibility with Application Surfaces

3M™ DI-NOC™ EX Series for Exteriors is recommended for application to metal and another smooth, non-porous surfaces listed in the table below. Some exterior surfaces are textured or porous, and the adhesive may not have enough contact area to adhere properly. Contact your local 3M Commercial Solutions Application Engineer or Technical Service Engineer with any questions about the suitability of a surface.

The following table contains peel adhesion information for the Product peeled from various surfaces. A number of surfaces have acceptable adhesion without the use of adhesion promoter. Examples of increased adhesion with adhesion promoters on certain surfaces is presented. Surfaces vary widely, so adhesion should be assessed for each customer substrate. Some surfaces are porous and must be sealed before application of DI-NOC to prevent outgassing of the surface over time.

Test specimens were applied to the substrate and conditioned at 68°F (20°C) for 48 hours, then peel tested at 180 degrees at a tensile speed of 12 inches (300 mm) per minute.

Substrate	Application Surface	Adhesion Promoter	
		NO ADHESION PROMOTER lb./in. (N/25mm)	3M™ Tape Primer 94 (solvent-based) lb./in. (N/25mm)
Metals	Anodized Aluminum	● 8 (36)	● 9 (40)
	Colored Aluminum	● 7 (31)	● 9 (40)
	Painted Aluminum	● 8 (36)	● 10 (44)
	Aluminum Composite Panel	● 8 (36)	● 8 (36)
	Galvanized Steel	● 9 (40)	● 8 (36)
	Painted Steel	● 8 (36)	● 8 (36)
DI-NOC™ EX Film (overlap) <sup>1</sup>		● 5 (22) <sup>1</sup>	● 9 (40)

● Acceptable adhesion

○ Fails in adhesion

<sup>1</sup> - If DI-NOC™ overlaps seams, use 3M™ Tape Primer 94 adhesion promoter.

## Processing Options

Processing of the Product is on a user test and approve basis only. The user is responsible for results in all processing applications.

## Printing

The Products are not designed for surface printing and have various surface textures. Printing is on a user test and approve basis only. No warranty is made for the quality or durability of printed Product.

## Cutting

Electronic cutting, weeding and application tape with the Product must be used only on a user test and approve basis. The user should consider the following: (1) the type of liner used for the Product is not intended for electronic cutting; (2) there is currently no recommended application tape that adheres properly to the face of the Product to hold cut shapes in place.

## Shelf Life and Storage

### Shelf Life

Apply the Product within 2 years of the date of purchase. The storage conditions specified in this document must be maintained for full shelf life.

### Storage Conditions

- 40°F - 90°F (4°C - 32°C)
- Away from direct sunlight and high humidity
- Clean, dry area
- Original container with end caps, in the plastic sleeve, stored horizontally, a maximum of 6 cartons high
- Bring the Product to room temperature before application

## Cleaning and Maintenance

Regular cleaning will help maintain the appearance of the finish. Use mild detergent and water, and a soft cloth or sponge without abrasives. For difficult stains, spot clean with a diluted Isopropyl Alcohol solution and a soft cloth. Avoid using strong solvents or detergents that are either highly alkaline (pH>11) or acidic (pH<3). Do not use ammonia, chlorine, or strong organic-based cleaning products, polishing or cleaning compound, hard-bristle brushes or electric polishing equipment. Use only clean, nick-free tools and wipe gently.

Problem	Solution
Dust and grit	Wipe with a soft, damp cloth.
Soiled (but not gritty)	Use water and a soft cloth
Heavily Soiled	Clean first using a solution of mild liquid detergent and water, then use clear water. Wipe gently with a soft cloth.
Difficult Stains	Spot clean with 70/30 IPA (70% Isopropyl Alcohol/ 30% Water) cleaning solution

Type of Surface Damage	Appearance of Surface Damage	Method to Reduce Visibility
Mar	Dragging an item, such as a colored briefcase, across the film and leaving a deposit of color on the surface.	Rub with a soft cloth and warm soapy water to remove the mar.
Indentation	Pressing into the film surface without breaking the surface, such as pressure from a chair.	Carefully heat the indentation with a heat gun, which allows the film surface to rebound and reduce visibility.
Scratch	Breaking the surface layer of film leaving a slightly jagged whitish mark on the surface, such as by dragging a sharp rivet from a purse.	Rub with a surface restorer such as 3M™ Marine Vinyl Cleaner & Restorer to reduce the visibility of scratches.
Gouge	Breaking through the entire film, such as severe impact from sharp chairs or carts.	Repair by cutting out the damaged film and replacing that piece with the same pattern of film or remove and replace an entire panel of film.

## Health and Safety

### CAUTION

When handling any chemical products, read the manufacturers' container labels and the Safety Data Sheets (SDS) for important health, safety and environmental information. To obtain SDS sheets for 3M products go to [3M.com/SDS](https://www.3m.com/SDS), or by mail or in case of an emergency, call 1-800-364-3577 or 1-651-737-6501.

When using any equipment, always follow the manufacturers' instructions for safe operation.

### WARNING

#### **To reduce the risks of personal injury and/or property damage associated with glass breakage:**

A glass surface covered by a film with areas of high opacity or dark-colored ink will absorb more heat than other glass surfaces when exposed to sunlight. Heat absorption can create thermal expansion that could result in glass breakage or cracking. Do not use a film with areas of high opacity or dark-colored ink on glass surfaces with significant exposure to sunlight.

## Technical Information

Technical information and data, recommendations, and other statements provided by 3M are based on information, tests, or experience which 3M believes to be reliable, but the accuracy or completeness of such information is not guaranteed. Such technical information and data are intended for persons with knowledge and technical skills sufficient to assess and apply their own informed judgment to the information. The typical values shown should not be used for the purpose of specification limits. If you have questions about this Product, contact the Technical Service helpline at 1-888-650-3497.

## LEEDv4 CREDITS

This section describes some of the options for acquiring LEED credits using 3M™ DI-NOC™ EX Series Architectural Finishes.

**NOTE:** Each application is different. It is the sole responsibility of the end user to evaluate and determine whether LEED credits are applicable.

### **ID+C, BD+C MR Credit, Construction and Demolition Waste Management**

- Option 2: Product can be used to refinish exterior surfaces minimizing overall construction waste.

### **BD+C MR Credit, Building Life-Cycle Impact Reduction**

- Option 3: Building and Material Reuse - Product can be used to refinish exterior surfaces.

### **O+M MR Credit, Purchasing - Facility Maintenance and Renovation**

- Product can be used to refinish exterior surfaces.

## BUILDING PRODUCT DISCLOSURE AND OPTIMIZATION INFORMATION

### **Environmental Product Declaration (EPD) or Life Cycle Analysis (LCA)**

EPD and/or LCA information not available.

### **Raw Material Source and Extraction Reporting**

Raw Material source and extraction information for this product is considered to be 3M confidential and is therefore not available.

### **Extended producer responsibility**

Take-back or recycling program for this product is not available.



## **Bio-based materials**

Product have not been tested to ASTM D6866.

## **Wood products**

Product does not contain wood-based materials.

## **Materials reuse**

Product can be used to refinish salvaged, refurbished, or reused materials.

## **Recycled content**

Product does not contain pre- or post-consumer recycled content.

## **Material Ingredient Reporting**

Product ingredient information for this product is considered to be 3M confidential and is therefore not available .

## **GreenScreen Benchmark or Cradle to Cradle Certification**

Assessment or Certification not available on this product.

## **REACH Optimization**

REACH Substance of Very High Concern certifications are on [3M.com/Regs](https://www.3m.com/Regs) (US) or [3M.com/SVHC](https://www.3m.com/SVHC) (Europe).

## **Product Manufacture Supply Chain Optimization**

Based on our analysis, 3M meets required process and safety requirements as outlined in the criteria.

## **Location Valuation Factor**

Based on supply chain, this product would not meet location valuation factor requirements of being extracted, manufactured, and purchased within 100 miles.

## **General Emissions Evaluation**

Product has not been tested to the General Emissions Evaluation (California Department of Public Health (CDPH) Standard Method V1.1-2010 or V1.2-2017).

# 3M™ DI-NOC™ Architectural Finishes EX Series

## WARRANTY

### Product

3M™ DI-NOC™ EX Series Architectural Finishes (the “Product(s)”) are decorative films for use in vertical or non-vertical, exterior applications on commercial buildings (“Exterior Applications”).

The Product(s) specified in this document are warranted to be free of defects in materials and manufacture (“3M Basic Product Warranty”) on the date of shipment (“Warranty Period”) by 3M or its authorized distributor.

### Limited Warranty

- For Products used in Exterior Applications in the United States, 3M makes the following warranty (the “3M Limited Warranty”) for the applicable time period stated below (“Warranty Period”), which will begin on the Product installation date.

The Product will have no significant discoloration, cracking or other similar visual defects for the applicable time period below, when applied to recommended substrates.

Application	Stocked Patterns	Special Order Patterns	Geographic Location	Warranty Period				
Vertical <sup>1</sup> , Exterior Applications <sup>2</sup>	ME-001EX ME-004EX	CH-1629EX ME-904EX ME-1225EX PA-036EX PA-046EX PA-175EX PA-180EX PA-320EX	PS-027EX PS-031EX PS-042EX PS-048EX PS-073EX PS-075EX PS-091EX PS-093EX PS-096EX PS-112EX PS-151EX	PS-281EX PS-665EX PS-668EX PS-719EX PS-952EX PS-954EX PS-955EX PS-971EX PS-975EX PS-982EX PS-1184EX	PS-1437EX PS-1438EX PS-1441EX PS-1446EX PS-1448EX WG-659EX WG-857EX	US Desert Southwest <sup>3</sup>	3 years	
	AE-1632EX AE-1634EX FW-643EX FW-1129EX FW7006EX AE-1635EX ME-396EX	PS-090EX PS-957EX PS-959EX PS-976EX ST-736EX	FW-886EX FW-1130HEX FW-1331EX	WG-658EX WG-831EX WG-856EX WG-964EX WG-1196EX WG-1812EX WG-1815EX	FA-690EX FE-801EX ME-431EX PA-185EX	PS-022EX PS-034EX PS-116EX PS-885EX PS-949EX PS-950EX PS-1010EX PS-1442EX	US Desert Southwest <sup>3</sup>	4 years
	PA-038EX PA-039EX PA-181EX PA-187EX PA-390EX	WG-960EX WG-1140EX WG-1143EX					US <sup>4</sup>	7 years
Vertical <sup>1</sup> , Exterior Applications <sup>2</sup>	FA-1530EX FW-233EX FW-236EX FW-324EX FW-330EX FW-522EX FW-609HEX FW-618EX FW-625EX FW-627EX FW-640EX FW-650EX FW-651EX FW-887EX FW-1022EX FW-1023EX FW-1113EX FW-1122EX FW-1123EX FW-1124EX FW-1214EX FW-1801EX FW1805EX FW-7008EX FW-7011EX	LE-703EX ME-002EX ME-003EX ME-007EX PA-389EX ST-442EX WG-657EX WG-695EX WG-1044EX WG-1144EX WG-7024EX	FW-232EX FW-240EX FW-332EX FW-334EX FW-338EX FW-606HEX FW-607HEX FW-608HEX FW-619EX FW-641EX FW-648EX FW-649EX FW-655EX FW-677EX FW-791EX FW-1036EX	FW-1037EX FW-1039HEX FW-1040HEX FW-1121HEX FW-1126EX FW-1133EX FW-1134EX FW-1137EX FW-7009EX FW-7013EX FW-7014EX FW-7015EX FW-7016EX WG-408EX WG-410EX WG-416EX WG-417EX WG-428EX WG-624EX	WG-629EX WG-664EX WG-693EX WG-697EX WG-855EX WG-865EX WG-940EX WG-941EX WG-943EX WG-962EX WG-1050EX WG-1057EX WG-1063EX WG-1066EX WG-1070EX WG-1142EX WG-1147EX WG-1814EX WG-1818EX WG-7022EX WG-7023EX WG-7029EX	FA-592EX FA-688EX FA-1094EX LE-783EX PS-074EX PS-107EX PS-110EX PS-292EX PS-293EX PS-294EX PS-504EX PS-948EX PS-992EX PS-1005EX PS-1183EX PS-1439EX PS-1440EX PS-1444EX PS-1447EX	US Desert Southwest <sup>3</sup>	6 years
							US <sup>4</sup>	10 years


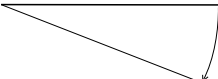
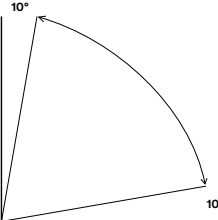
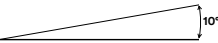
1 - Warranty period is for Vertical applications. See Exposure Angles below for warranty adjustments.

2 - Application to exterior glass is not warranted due to risk of glass breakage caused by thermal expansion. Caulking the entire edge of the installed film may help prevent water penetration. Application to exterior glass is customer test-and-approve.

3 - Any outdoor location primarily in Arizona, New Mexico, and the desert areas of California, Nevada, Utah, and Texas. Contact 3M Technical Service for additional information.

4 - All US states outside of the defined range of US Desert Southwest.

## Exposure Angles and Warranty Period

Exposure Type	Exposure Definition	Diagram	Warranty Period
Vertical	The face of the film is less than 10 degrees from vertical.		Warranty period is 100% of Vertical Warranty.
Downward	The face of the film is angled downward, or under an over-hanging surface.		Warranty Period is 100% of Vertical Warranty.
Non-Vertical	The face of the film is greater than 10 degrees from vertical, and greater than 10 degrees from horizontal.		Warranty Period is 50% of Vertical Warranty.
Horizontal	The face of the film is 10 degrees or less from horizontal.		No warranty.

## Warranty (continued)

- For a buyer's convenience, 3M may provide engineering or technical information, recommendations, installation instructions or guides, and other information or materials relating to a Product ("Other Product Information"), but 3M makes only the 3M Basic Product Warranty and the 3M Limited Warranty, and does not warrant any Other Product Information.
- 3M has no obligation under the 3M Basic Product Warranty or the 3M Limited Warranty as to Product that has been: (a) modified, altered or processed in any manner; (b) stored, applied, installed, or used in a manner other than that 3M recommends in this document and in all Other Product Information; (c) damaged through contact with a person or thing, misuse, accident, neglect, or other action by anyone other than 3M; (d) improperly installed, including, without limitation, installation after the expiration the Product's shelf life or installation without proper surface preparation, (e) exposed to excessive heat, humidity, dirt or UV light, or (f) installed on a glass application surface or in a non-vertical application.
- EXCEPT TO THE EXTENT PROHIBITED BY APPLICABLE LAW, THE 3M BASIC PRODUCT WARRANTY AND THE 3M LIMITED WARRANTY ARE MADE IN LIEU OF ALL OTHER WARRANTIES, RIGHTS OR CONDITIONS, EXPRESS OR IMPLIED, INCLUDING, BUT NOT LIMITED TO, ANY IMPLIED WARRANTY OF MERCHANTABILITY, SATISFACTORY QUALITY, FITNESS FOR A PARTICULAR PURPOSE AND THOSE ARISING FROM A COURSE OF DEALING, CUSTOM OR USAGE OF TRADE. THE BUYER IS RESPONSIBLE FOR DETERMINING IF A PRODUCT IS SUITABLE FOR ITS PARTICULAR PURPOSE AND APPLICATION METHODS.

3M must receive any 3M warranty claim in writing no later than 10 business days after (a) the end of the applicable Warranty Period or (b) the discovery of the 3M warranty claim, whichever is earlier.

# 3M™ DI-NOC™ Architectural Finishes EX Series

## Limited Remedy

IF ANY PRODUCT IS PROVEN NOT TO HAVE MET THE 3M BASIC PRODUCT WARRANTY OR THE 3M LIMITED WARRANTY DURING THE WARRANTY PERIOD, THEN THE BUYER'S EXCLUSIVE REMEDY, AND 3M'S SOLE OBLIGATION, WILL BE, AT 3M'S OPTION, TO REPLACE THE NONCONFORMING PRODUCT OR TO REFUND THE NONCONFORMING PRODUCT'S PURCHASE PRICE.

## No Extension of Warranty

In the case of an approved warranty claim, the replacement Product will carry only the remaining term of the original warranty period.

## Limitation of Liability

3M WILL NOT UNDER ANY CIRCUMSTANCES BE LIABLE TO A BUYER FOR DIRECT (other than the Limited Remedy stated above), SPECIAL, INCIDENTAL, INDIRECT OR CONSEQUENTIAL DAMAGES (INCLUDING, WITHOUT LIMITATION, LOSS OF PROFITS) IN ANY WAY RELATED TO THE PRODUCT, THE TECH DATA SHEET OR OTHER PRODUCT INFORMATION, REGARDLESS OF THE LEGAL OR EQUITABLE THEORY ON WHICH SUCH DAMAGES ARE SOUGHT.

## Commercial Solutions

3M Center, Building 220-12E-04  
St. Paul, MN 55144

1-888-650-3497  
3M.com/AMD

© 3M 2021. All rights reserved.

3M, Comply and DI-NOC are trademarks of 3M. Used under license in Canada.  
All other trademarks are property of their respective owners.  
Revision H, April 2021 Please recycle.

